



Ginkgo

Mortgage Investment Corporation

FUND PORTFOLIO REPORT

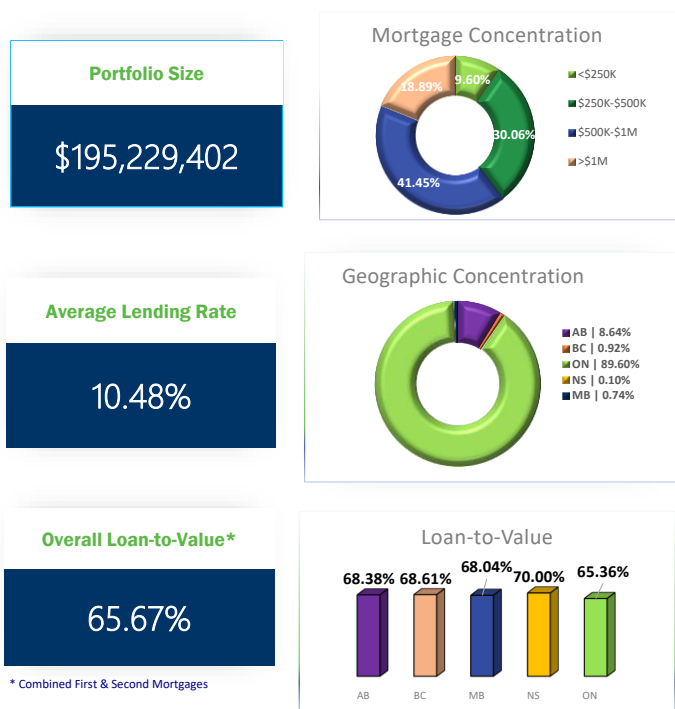
July 31, 2025

Issuer	Ginkgo Mortgage Investment Corporation Lic# 12157
Inception Date	November 30, 2011
Fund Manager	Sage Mortgage Management Inc. Lic# 13209
Auditor	McGovern Hurley CPA LLP

Management Fee	1.50% per annum
Unit Price	\$10.00 per share
Investment Plan	Cash and eligible for RRSP, TFSA, etc
Distributions	Monthly, 15th of each month

Our mission: To preserve investors' capital while delivering superior returns from mortgage investments with a steady stream of income to all stakeholders.

Mortgage Portfolio Analysis



Investment Analysis

Shares	Outstanding	Price(\$)	Total(\$)
Series 1	7,021,603	10	70,216,027
Series 2	7,189,090	10	71,890,895
Total	14,210,692		142,106,923

100% of Investor requests for redemptions have been accommodated

Yield	Series 1	Series 2
Current Month (Annualized)	9.25%	8.50%
Last Month (Annualized)	9.25%	8.50%
DRIP Program (Annualized)	9.65%	8.84%
Since Inception (Annualized)	8.75%	8.27%
Total dividends paid since inception	\$64,814,885	

	Investors	1339
	Registered Accounts	806

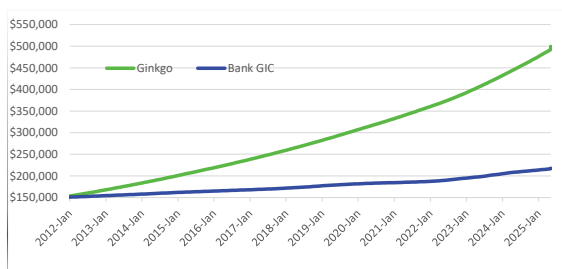
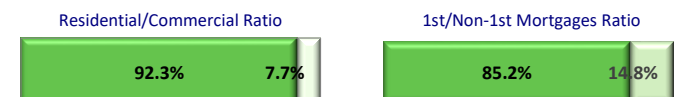
If you invested \$150,000 since inception, your current balance would be:

\$499,437

Portfolio Diversification

Number of Loans	462
Average Loan Size	\$422,574
Largest Loan as % of Authorized Loans	1.28%
Over 90 Day Delinquent Loans*	3.46%

*Delinquent loans are secured by mortgages and do not necessary mean money lost



E & O.E.

The information contained in this material is not intended as a recommendation, please consult your investment advisors. Said material are subject to change without notice and is provided in good faith but without legal responsibility. Past performance is not necessarily indicative of future results.

203 - 243 Consumers Road, Toronto, Ontario M2J 4W8
<https://ginkgomic.com> | 1-855-901-5133 | 416-901-5133

